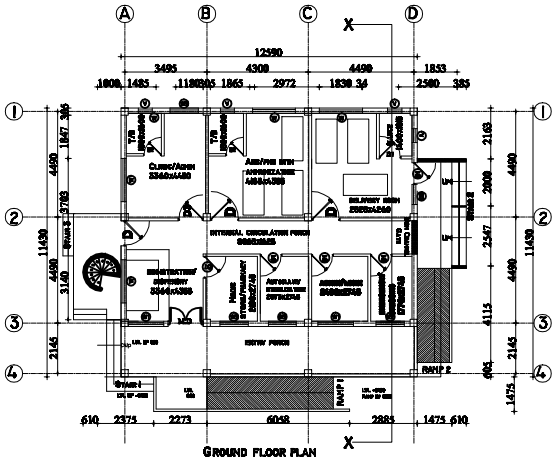

GROUND FLOOR PLAN
142.30 SQM

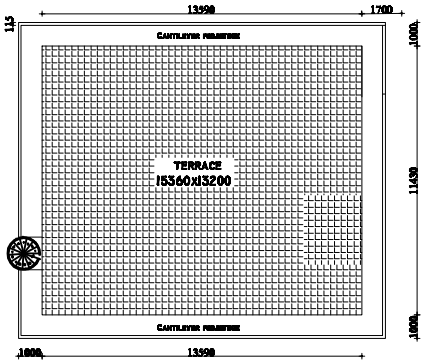

ROOF PLAN

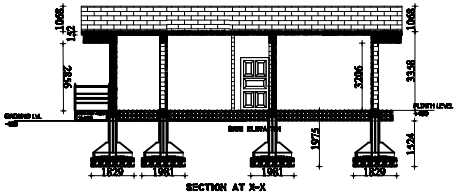

SECTION AT X-X

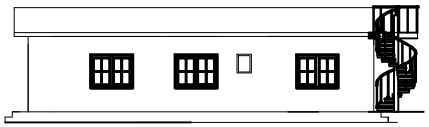

RARE ELEVATION

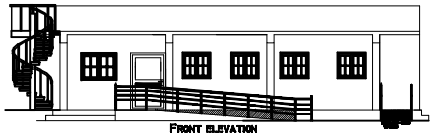

FRONT ELEVATION

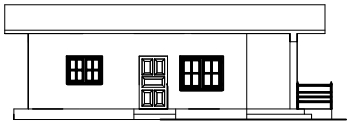

SIDE ELEVATION

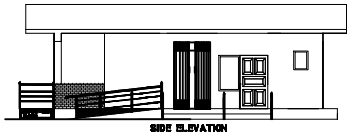

SIDE ELEVATION

OPENING SHEDULE

TYPES	SIZES		NO.
	LENGTH	HEIGHT	
MD	1500	2440	1
D1	915	1830	5
D	1200	2250	3
D3	1060	2250	1
C.G	1530	2800	1
W	1830	1440	3
W1	1500	1180	2
W2	1200	1100	4.
W3	900	1500	1
V	600	800	4
D2	760	1830	2

STAMP OF APPROVAL

AREA STATEMENT	SQM
1 AREA OF THE PLOT A (AS PER SUB-DIVISION)	
2 DEDUCTION FOR	
a) AREA UNDER 6.00M ROAD WIDENING	–
b) ANY RESERVATION	–
3 GROSS AREA OF THE PLOT (1–2)	
4 DEDUCTION FOR (a+b+c)	
a) OPEN SPACE R.&AREA (40%)	
b) AMENITY SPACE	–
c) INTERNAL ROAD	
d) M.S.E.B TRANSFORMER	–
5 NET AREA OF THE PLOT (3 – 4)	
6 FLOOR SPACE PERMISSIBLE (1.10)	
7 ADDITIONS FOR	
a) 1.40% T.D.R.(9001.82x1.40=12602.54)	
b) 50% PAID FSI (9001.82X0.50=4500.91)	
c) 6.00M ROAD WIDENING AREA (261.58x3=1163.16)	
d) OPEN SPACE	–
8 TOTAL PLINTH AREA	165.30 SQM
9 EXISTING FLOOR AREA	–
10 PROPOSED FLOOR AREA	

BALCONY AREA STATEMENT

CERTIFICATE OF AREA

CERTIFIED THAT THE AREA SHOWN REFERENCE BOX MARKED BY RE AND THE DIM. OF SHOP ETC. OF THE PLOT SHOWN ON PLAN ARE AS MEASURED ON SITE AND THE AREA SO SHOWN OUT TALLIES WITH THE AREA

SIG.

BRIEF SPECIFICATIONS

FOUNDATION UPTO HARD STRATA
R.C.C. FRAMED STRUCTURE IN 1:2:4
EXTERNAL WALLS IN 0.23THICKNESS WALLS 0.10THK
EXTERNAL & INTERNAL SAND FACED PLASTER WITH PAINTING FINISHED
MARBLE FLOORING EXCEPT SERVICE & PLINTH STAIR
WOODEN DOORS AND WINDOWS

LEGEND

COLUMN LINE SHOW – RED
WALL SHOWN – WHITE
WOODEN WORK – BLUE
ALL STEEL WORK –BLACK HATCHED

NORTH

SUBMITTED TO:

SIGNATURE:

SIGNATURE:

SHEET No.